





# Measure Points

1. [Set up the LEICA Disto S910](#)
2. Tap  in section "Points" to add and measure a new point
3. Choose the type of points you want to add in the dropdown list  

4. Tap Disto and aim the laser of the Leica Disto S910 on the first target you want to measure
5. Tap Measure  
**Note: Tablet will BEEP after successful measurement and jump to the next number automatically**
6. Repeat the last 2 steps until all points are measured  
**Note: If you can't reach all points from this the current location please [Relocate measuring tool](#)**
7. If all points are measured, tap Close
8. Tap  and tap upload to server  
**Note: Upload to server will affect the current show**
9.  shows successful upload

---

## RELATED TOPICS

- [Define origin on stage](#)
- [Relocate measuring tool](#)
- [Validate Points](#)

From:  
<https://manual.zackrack.com/> - **zackrack**

Permanent link:  
[https://manual.zackrack.com/doku.php?id=manual:measure\\_points](https://manual.zackrack.com/doku.php?id=manual:measure_points)

Last update: **2022/11/10 13:52**

