


# Universes

zacktrack is able to send and receive the following network DMX protocols:


- **ArtNet**
- **sACN**



**Note: A zacktrack mini system can send out one universe via physical XLR (which is marked with ).**

Additional universes can be sent via Ethernet (sACN, ArtNet).




## Add universes

- Tap on Universes in the Show Editor
- Tap  to add a new universe
- Type in a unique name of the universe and tap on Create
- Choose Input or Output universe
- Choose ArtNet or sACN and type in the appropriate universe
  - **ArtNet**
    - Broadcast: 2.255.255.255
    - Unicast: Type in the IP address of the appropriate network listener (Ethernet/DMX Node)

**Note: Universe starts at 0.0**
  - **sACN**
    - Multicast
    - Unicast: Type in the IP address of the appropriate network listener (Ethernet/DMX Node)
- Toggle In Merge and choose the appropriate IN Universe if you also have additional fixtures patched in the universe which you don't use for following.  
**→ All channels coming from this IN Universe will be rerouted to this created OUT universe**
- Tap Ok
- Tap  and tap upload to server  
**Note: Upload to server will affect the current show**
-  shows successful upload



## Universe traffic monitoring

- Tap on Universes in the Show Editor
- Tap on  on the right side of the specific universe you want to monitor

**Note: You can monitor both *IN* and *OUTPUT* universes**



From:

<https://manual.zacktrack.com/> - zacktrack

Permanent link:

<https://manual.zacktrack.com/doku.php?id=mini:universes>

Last update: **2022/10/31 12:11**

